








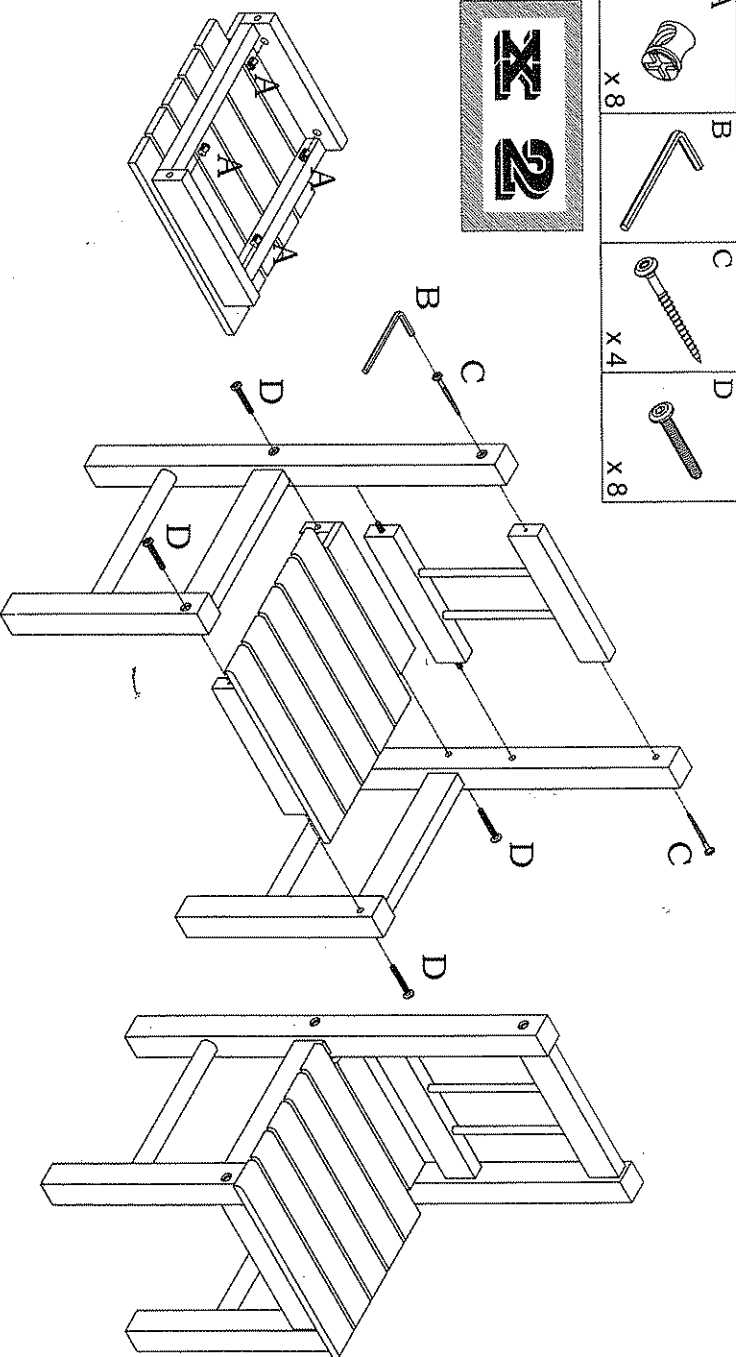






Child's Table & 2-Chairs Set Style #513

| | | |
|---|--|--|
| A | B | C |
|  x 8 |  x 1 |  x 4 |
| D | E | |
|  x 16 |  x 8 | |

Any Questions, Please call us at
 Lipper International 1-800-243-3129
www.lipperinternational.com
IMPORTANT:
 Please read the assembly instructions before beginning. Before assembling, prepare the tools in the shaded areas. Check the contents of the box and sort screws and other hardware

| | | | |
|---|---|---|---|
| A | B | C | D |
|  x 8 |  x 4 |  x 4 |  x 8 |



| | | |
|---|---|---|
| B | D | E |
|  x 8 |  x 8 |  x 8 |

